



District Report Card: 2017


State: Haryana	District: Panchkula
Class: 3	Subject: Language
Schools: 60	Students: 1258


Participation/Coverage


Students

<div>GENDER</div> <div></div>	Boys		Girls	
	Number	%	Number	%
	710	56.44	548	43.56

<div>AREA</div> <div></div>	Rural		Urban	
	Number	%	Number	%
	581	46.18	677	53.82

<div>CATEGORY</div> <div></div>	SC		ST		OBC		GEN	
	Number	%	Number	%	Number	%	Number	%
	392	31.16	3	0.24	332	26.39	531	42.21

<div>CWSN</div> <div></div>	LD	VI	HI	S&LD	ID	Oth
	0	1	0	3	3	1

<div>Management</div> <div></div>	Government		Government-aided	
	Number	%	Number	%
	1228	97.62	30	2.38

Average Performance of Students in Language (%)

Overall	Gender		Area		Management		Social Group			
	Male	Female	Rural	Urban	Govt.	Aided	SC	ST	OBC	GEN
60.09	58.61	62.01	63.96	56.77	60.38	48.22	59.76	60.00	61.33	59.56

Performance on Learning Outcomes (LOs)

Learning Outcomes	Description	Average Performance(%)
L304	Reads small texts with comprehension i.e., identifies main ideas, details, sequence and draws conclusions	62.23
L312	Reads printed scripts on the classroom walls: poems, posters, charts etc.	55.82

Range of Performance of Students who Answered Correctly							
Below 30%		30% - 50%		50% - 75%		Above 75%	
Number	%	Number	%	Number	%	Number	%
168	13.35	277	22.02	431	34.26	382	30.37

Lowest Performing Learning Outcomes (LOs)

1 - Reads printed scripts on the classroom walls: poems, posters, charts etc. (55.82)

2 - Reads small texts with comprehension i.e., identifies main ideas, details, sequence and draws conclusions (62.23)